

# UConn

**Final**

**New Student Enrollment Update**

**Fall 2023**

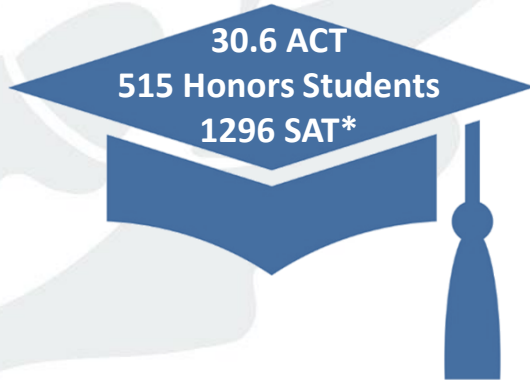
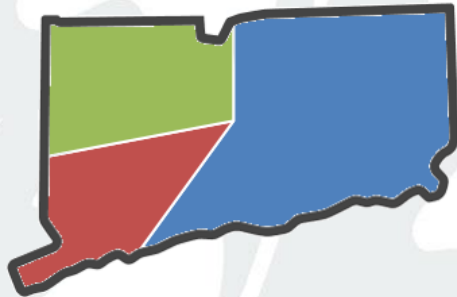


# THANK YOU

# Fall 2023 Highlights

## Storrs First Year: 4,189

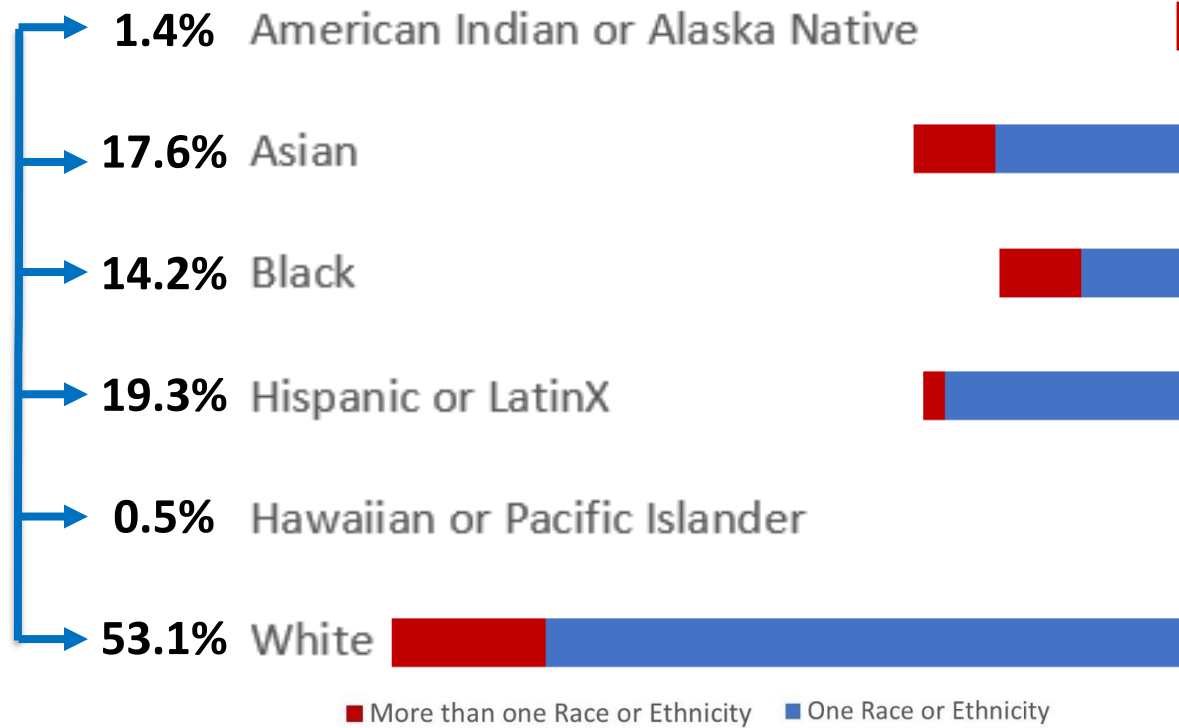
55.1% CT Residents



**Final Data**

\* As a result of Test Optional, less than half of the entering students submitted test scores

**48.1%** of First Year Students are Ethnic & Racial Minorities



Individual percentages add to greater than 48.1%, because a growing number of students identify with multiple races or ethnicities.

**9.2%**  
International Students

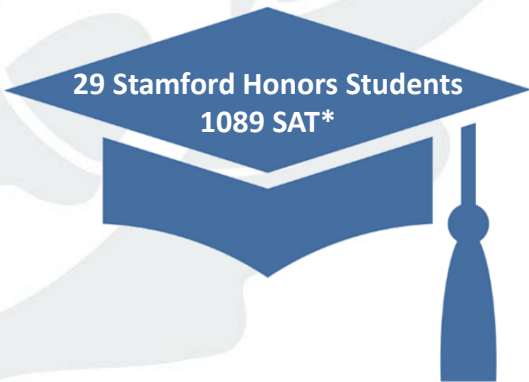
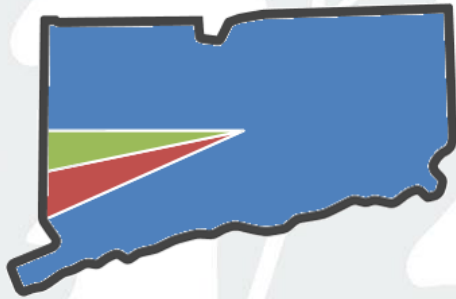
**25%**  
Federal Pell  
Recipients

**30.6%**  
First Generation

# Fall 2023 Highlights

## Regional First Year: 1,583

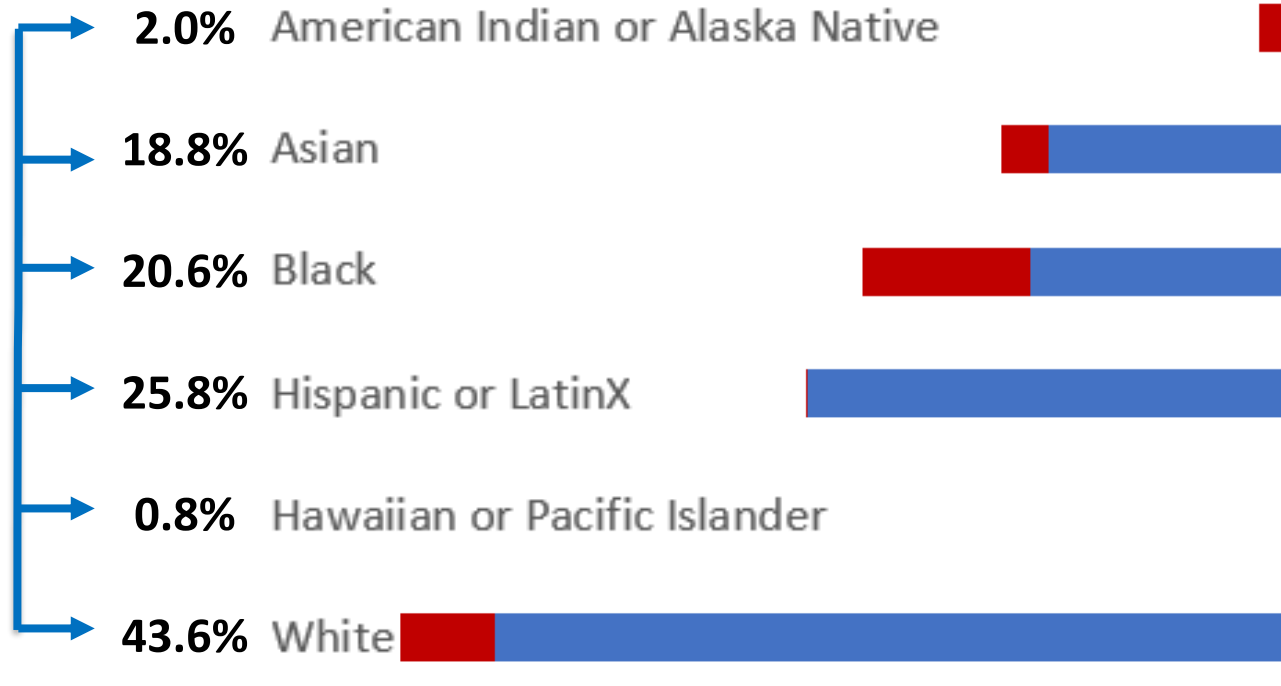
89.6% CT Residents



**Final Data**

\* As a result of Test Optional, less than half of the entering students submitted test scores

**59.8%** of First Year Students are Ethnic & Racial Minorities



■ More than one Race or Ethnicity ■ One Race or Ethnicity

Individual percentages add to greater than 59.8%, because a growing number of students identify with multiple races or ethnicities.

**49%**

Federal Pell Recipients

**50.9%**

First Generation

# Fall 2023 Highlights

## Transfer Students: 843

- 619 Transfers at Storrs
- 224 Transfers at the regional campuses
- Transfers from 278 colleges & universities  
(Including all 12 Connecticut Community Colleges)
- 84.8% are Connecticut residents; 15.2% nonresidents
- 35% are Federal Pell Grant Recipients

# New Student Financial Aid Highlights

	Fall 2020	Fall 2021	Fall 2022	Fall 2023
New First Years receiving Federal Pell Grant	33%	33%	32%	32%
New First Years receiving some form of financial aid (loans, grants, scholarships, etc.)	87%	85%	89%	90%
New Transfers receiving Federal Pell Grant	34%	33%	29%	35%
New Transfers receiving some form of financial aid (loans, grants, scholarships, etc.)	75%	70%	74%	75%

Final Data

# Housing Trends

HOUSED	Fall 2019	Fall 2020	Fall 2021	Fall 2022	Fall 2023
Storrs	12,104	5,748	10,792	11,961	12,206
Stamford	476	280	435	452	460
<b>TOTAL</b>	<b>12,580</b>	<b>6,028</b>	<b>11,227</b>	<b>12,413</b>	<b>12,666</b>

WAITLIST	Fall 2019	Fall 2020	Fall 2021	Fall 2022	Fall 2023
Storrs	30	0	15	283	169
Regionals	8	0	104	31	90
<b>Total</b>	<b>38</b>	<b>0</b>	<b>119</b>	<b>314</b>	<b>259</b>

Final Data

# Fall 2023 New Enrollment Summary

	Fall 2022 Actual	Fall 2023 Target	Fall 2023 Actual
Storrs First Year	4,069	4,100	4,189
Storrs Transfers	703	700	619
Regional First Year	1,597	1,650	1,469
Storrs Spring Admission	98	145	114
Regional Transfers	223	200	224
<b>Total New Students</b>	<b>6,690</b>	<b>6,795</b>	<b>6,615</b>

Final Data

\* Degree Seeking Only



# Total Enrollment

Undergraduates	Fall 2015	Fall 2016	Fall 2017	Fall 2018	Fall 2019	Fall 2020	Fall 2021	Fall 2022	Fall 2023
Storrs	18,451	19,030	18,930	18,830	18,585	18,658	18,362	18,768	19,147
Avery Point	687	669	619	542	526	545	506	480	464
Hartford	1,280	1,207	1,244	1,396	1,531	1,659	1,524	1,500	1,473
Stamford	1,430	1,382	1,670	1,858	2,012	2,255	2,343	2,246	2,177
Waterbury	775	803	851	840	776	835	783	751	746
<b>Total Undergraduates</b>	<b>22,760</b>	<b>23,091</b>	<b>23,314</b>	<b>23,466</b>	<b>23,430</b>	<b>23,952</b>	<b>23,518</b>	<b>23,745</b>	<b>24,007</b>

	Fall 2015	Fall 2016	Fall 2017	Fall 2018	Fall 2019	Fall 2020	Fall 2021	Fall 2022	Fall 2023
<b>Graduates</b>	<b>6,523</b>	<b>6,813</b>	<b>6,819</b>	<b>6,761</b>	<b>6,863</b>	<b>6,742</b>	<b>6,769</b>	<b>6,533</b>	<b>6,512</b>
<b>Professional (Law &amp; PharmD)</b>	<b>708</b>	<b>671</b>	<b>647</b>	<b>664</b>	<b>690</b>	<b>724</b>	<b>733</b>	<b>690</b>	<b>677</b>
<b>Non Degree (All Levels)</b>	<b>1,069</b>	<b>865</b>	<b>810</b>	<b>755</b>	<b>704</b>	<b>605</b>	<b>473</b>	<b>473</b>	<b>483</b>
<b>Total Storrs &amp; Regional Campuses Enrollment</b>	<b>31,060</b>	<b>31,440</b>	<b>31,590</b>	<b>31,646</b>	<b>31,687</b>	<b>32,023</b>	<b>31,493</b>	<b>31,441</b>	<b>31,679</b>

	Fall 2015	Fall 2016	Fall 2017	Fall 2018	Fall 2019	Fall 2020	Fall 2021	Fall 2022	Fall 2023
<b>Medical &amp; Dental</b>	<b>564</b>	<b>587</b>	<b>592</b>	<b>611</b>	<b>646</b>	<b>646</b>	<b>653</b>	<b>655</b>	<b>654*</b>
<b>Grand Total All Locations</b>	<b>31,624</b>	<b>32,027</b>	<b>32,182</b>	<b>32,257</b>	<b>32,333</b>	<b>32,669</b>	<b>32,146</b>	<b>32,096</b>	<b>32,333</b>

\*Preliminary



# Questions / Discussion

**Mark your Calendars!**

**Fall Campus Visit Days**

**Sunday, October 8**

**Saturday, October 28**