

Undergraduate Student Priorities Survey

UConn

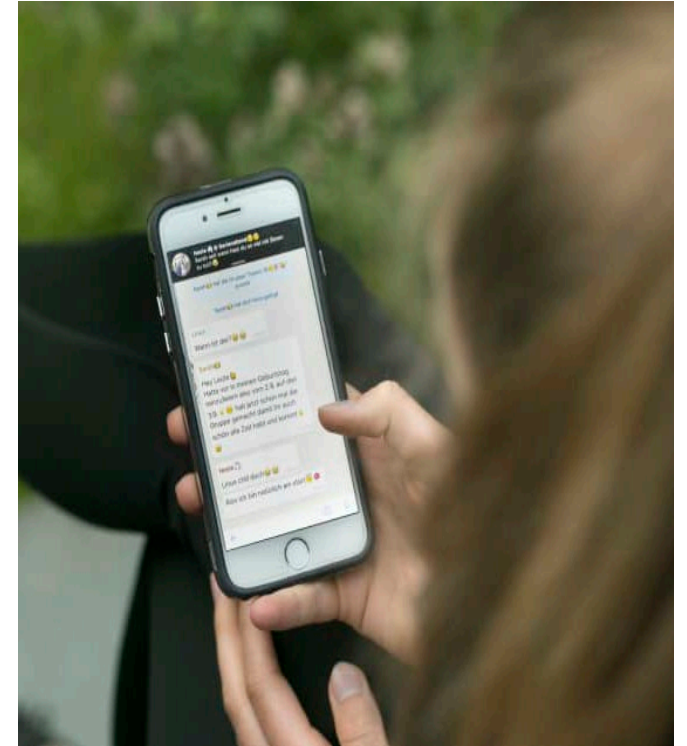
University Senate

December 4, 2023



Survey Administration

- Administered September 14 – 25, 2023
- Formatted for computers and mobile devices
- Students used their NetID to access survey
 - Able to link survey results to institutional data such demographics and campus location
 - Consistent with prior campus-wide surveys
- Students who completed the survey were provided with a separate link to provide anonymous comments or feedback



Participant Recruitment

- Concerted efforts made to boost response rates
 - Personal video message from President Maric
 - Targeted questions (5 minutes to complete)
 - Faculty allowed class time to complete survey
 - QR codes with survey link projected on all university monitors
- Incentives provided by Provost and Athletics
 - Pizza party to residence hall and regional campus with highest response rate
 - Random drawing for 24 basketball tickets
 - Random drawing for picture with Jonathan the Husky



Survey Response Rate

- Response rates for prior university-wide surveys range from 5 – 12%
- Current Survey
 - Undergraduate population = 23,927
 - Participated in survey = 8,496 (35.5% of students)
 - Accessed survey but did not participate = 754 (3% of students)
 - Provided anonymous comments = 256 (3% of respondents)
- Future Surveys
 - Response rates could be enhanced if more incentives provided and included at time of launch
 - Response rate could be enhanced with anonymous survey but would likely result in less complete data

Response Rate by Campus

Campus Location	Population Size	Completed Survey	Response Rate	% of Survey Respondents
Avery Pt.	464	212	45.7%	2.5%
Hartford	1,473	591	40.1%	7.0%
Stamford	2,177	794	36.5%	9.3%
Storrs	19,067	6,692	35.1%	78.8%
Waterbury	746	207	27.7%	2.4%
Total	23,927	8,496	35.5%	100%

- In general campus representation was close to their representation in the student population. Where differences occurred, they were within one percentage point.

Survey Respondents by Group

Race/Ethnicity	Population Size	Completed Survey	% of Survey Respondents
Asian/PI	3,142	1067	12.6%
Black	2,012	653	7.7%
International	1,656	465	5.5%
Latino/a	4,391	1553	18.3%
Multiracial	1099	353	4.1%
Native American	23	12	.1%
White	11,417	4313	50.8%
Unknown	187	80	.9%
Total	23,927	8496	100%

- The percentage of survey respondents was within 1 percent of their representation in the undergraduate population for the following groups: Asian/Pacific Islander, Black, Latino/a, multiracial, Native American, and Unknown.
- The percentage of survey respondents was overrepresented for White students and underrepresented for International students (1-3% differences)

Survey Respondents by Group

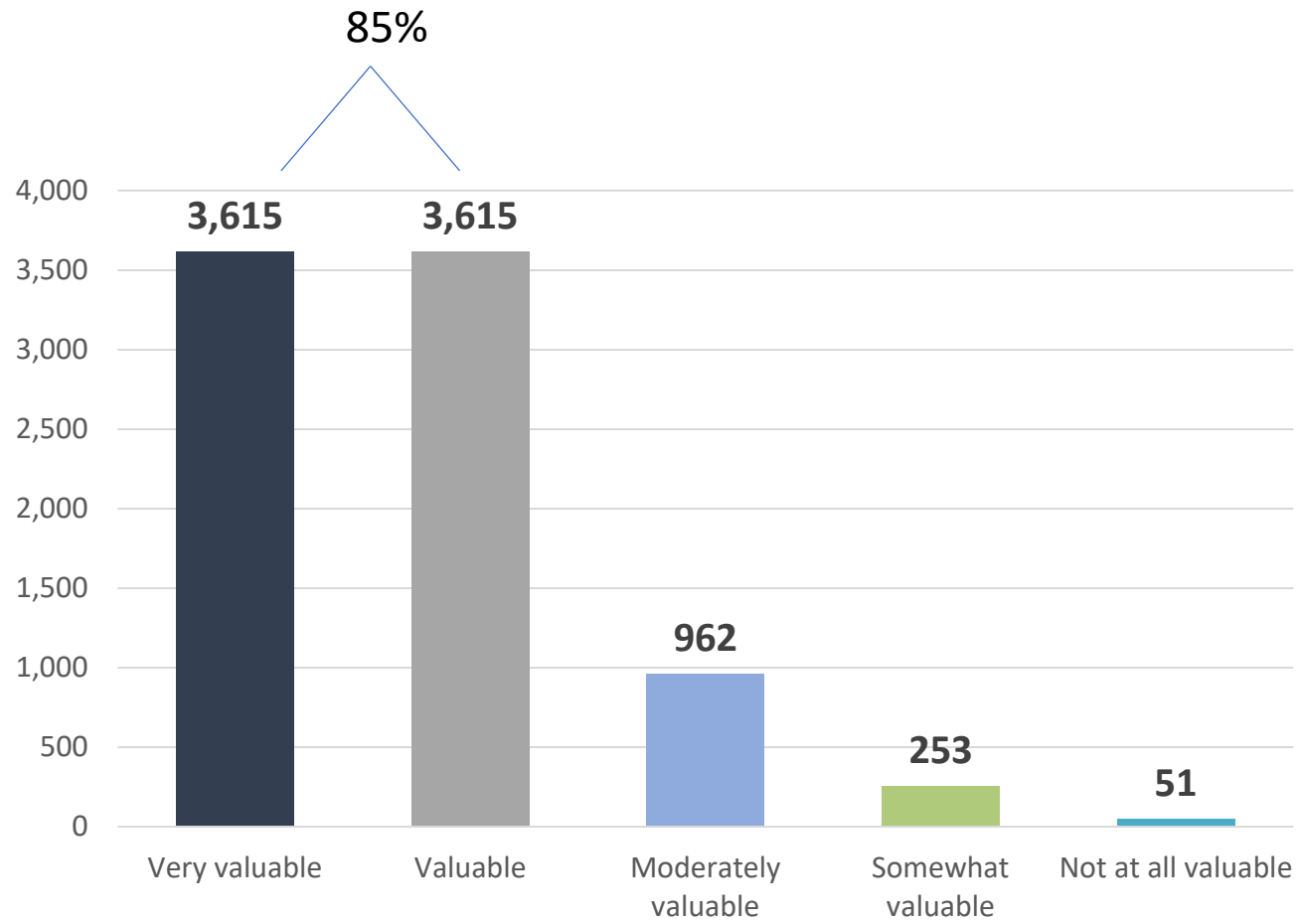
Gender (binary)	Population Size	Completed Survey	% of Survey Respondents
Female	12,660	4,766	56.1%
Male	11,267	3,730	43.9%
Total	23,927	8,496	100%

- Female students were overrepresented among survey respondents (3% higher than their representation in the undergraduate population).

Level in School	Population Size	Completed Survey	% of Survey Respondents
Freshman	5,727	2729	32.1%
Sophomore	6,251	2048	24.1%
Junior	5,881	1833	21.6%
Senior	6,068	1886	22.2%
Total	23,927	8496	100%

- Freshmen were significantly overrepresented among survey respondents (8% higher than their representation in the undergraduate population). Sophomores, Juniors, and Seniors were underrepresented by 2-3%.

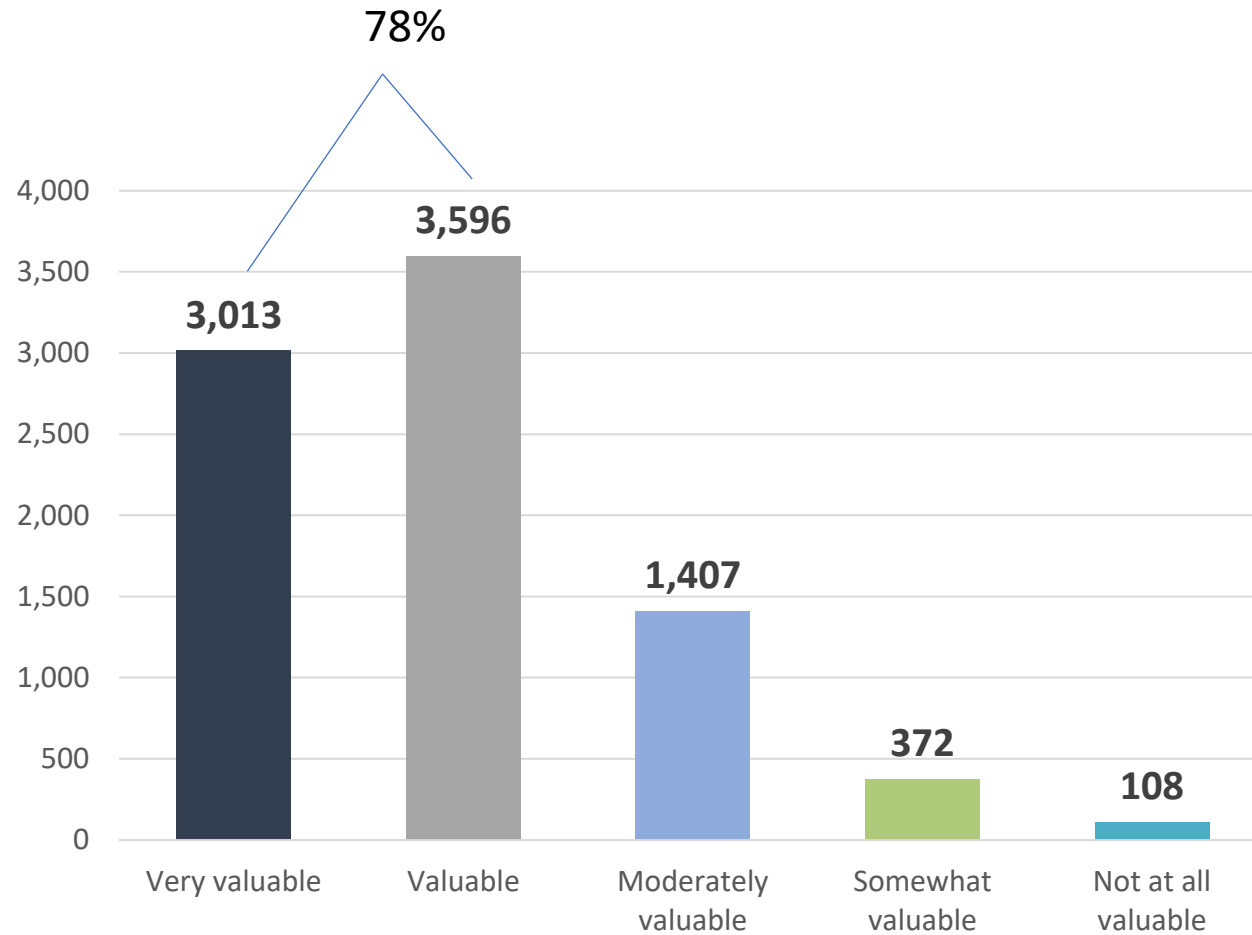
How valuable do you believe attending UConn will be for achieving your professional goals?



Percent Endorsing Valuable or Very Valuable

- Females (86%) higher than males (84%)
- No difference between historically Underrepresented Minority (85%) and Non-Underrepresented Minority (85%)
- Hartford highest (89%); Storrs (85%) & Stamford (85%) lowest
- Freshmen (90%) highest; Seniors lowest (80%)

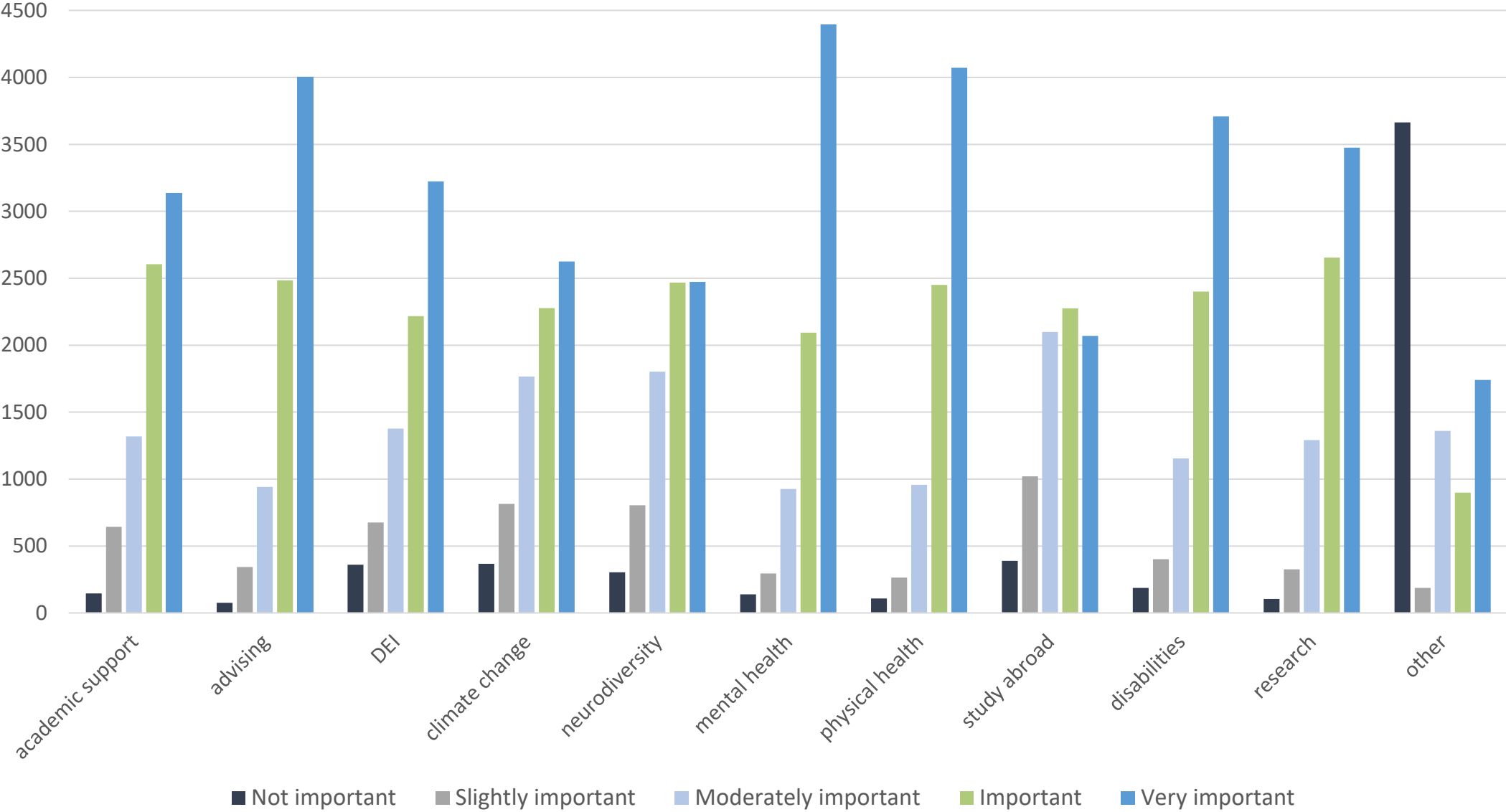
How valuable do you believe attending UConn will be for personal growth and development?



Percent Endorsing Valuable or Very Valuable

- Females (79%) higher than males (77%)
- Historically Non-Underrepresented Minority (79%) higher than Underrepresented Minority (76%)
- Hartford highest (80%); Avery Point lowest (66%)
- Freshmen (85%) highest; Seniors lowest (73%)

How important is it to you that UConn provide more support for each of the following:



How would you recommend UConn *prioritize the use of tuition and fees* to support these services and programs? (1 = highest priority)

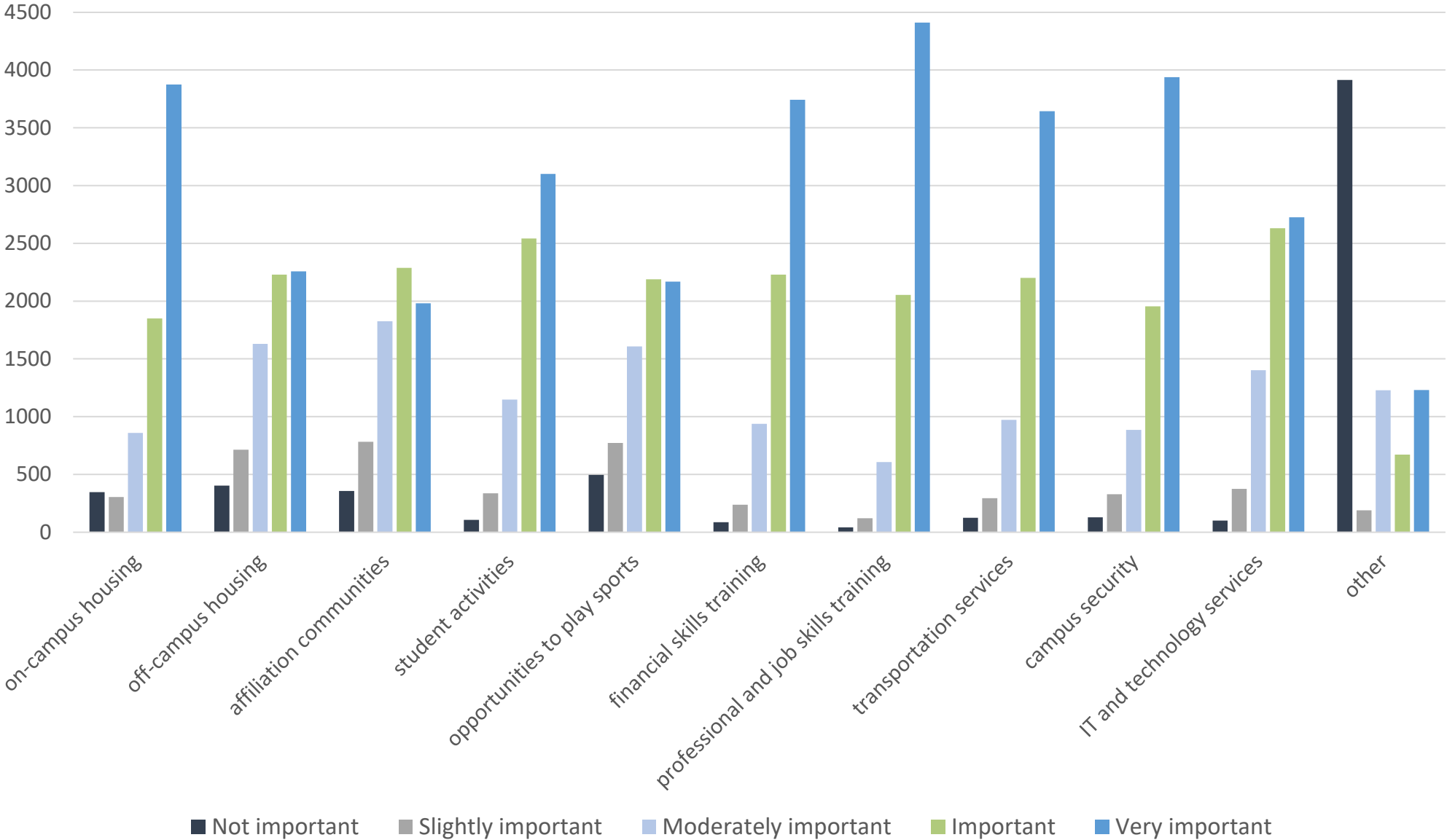
Position	Program/Services	Average Rank
1	Academic support	2.54
2	Academic advising	3.22
3	Mental health services	4.42
4	DEI	5.05
5	Physical/medical services	5.57
6	Climate change	6.55
7	Neurodiverse learning	6.72
8	Disability support services	6.86
9	Research opportunities	7.10
10	Study abroad	7.85

Findings (N=7549)

- Academic support services was ranked the #1 priority by 48% of students
- Academic advising was ranked in the top 3 by 69% of students
- Mental health services was ranked in the top 3 by 38% of students
- DEI was ranked in the top 3 by 35% of students
- Although research opportunities was rated as “very important” by a significant number of students, it was ranked much lower as a priority for use of tuition and fees

Note: 11% of students did not provide rankings for this question

How important is it to you that UConn provide more support for each of the following:



How would you recommend UConn *prioritize the use of tuition and fees* to support these services and programs? (1 = highest priority)

Position	Program/Services	Average Rank
1	On-campus housing	2.56
2	Student activities	4.70
3	Off-campus housing	4.88
4	Professional/job training	4.96
5	Financial skills training	5.05
6	Affiliation communities	5.52
7	Campus security	6.11
8	Transportation services	6.33
9	Opportunity to play sports	7.18
10	IT and technology	8.21

Findings (N=7133)

- On-campus housing was ranked the #1 priority by 54% of students. It was ranked either 1 or 2 by 67% of students
- Student activities was ranked in the top 5 by 68% of students
- Off-campus housing was ranked in the top 5 by 61% of students
- Just over half of the students ranked Professional job skills training (54%), financial literacy (51%), and affiliation communities (52%) in the top 5

Note: 16% of students did not provide rankings for this question

Top 5 Program Priorities by Campus

Avery Point

1. Academic supports
2. Academic advising
3. Mental health services
4. DEI programs/initiatives
5. Neurodiverse learning

Hartford

1. Academic supports
2. Academic advising
3. Mental health services
4. DEI programs/initiatives
5. Physical/medical services

Stamford

1. Academic supports
2. Academic advising
3. Mental health services
4. DEI programs/initiatives
5. Physical/medical services

Storrs

1. Academic supports
2. Academic advising
3. Mental health services
4. DEI programs/initiatives
5. Physical/medical services

Waterbury

1. Academic supports
2. Academic advising
3. Mental health services
4. DEI programs/initiatives
5. Physical/ medical services

Top 5 Environment Priorities by Campus

Avery Point

1. On-campus housing
2. Off-campus housing
3. Student activities
4. Professional/job skills training
5. Financial literacy

Hartford

1. On-campus housing
2. Off-campus housing
3. Financial literacy
4. Student activities
5. Professional/job skills training

Stamford

1. On-campus housing
2. Off-campus housing
3. Financial literacy
4. Student activities
5. Professional/jobs skills training

Storrs

1. On-campus housing
2. Student activities
3. Professional/job skills training
4. Off-campus housing
5. Financial literacy

Waterbury

1. On-campus housing
2. Financial literacy
3. Student activities
4. Off-campus housing
5. Affiliation communities

Thank You

Survey Questions

1. How valuable do you believe UConn will be for achieving your professional goals.
 - Not at all valuable
 - Somewhat valuable
 - Moderately valuable
 - Valuable
 - Very Valuable

2. How valuable do you believe UConn will be for your personal growth and development.
 - Not at all valuable
 - Somewhat valuable
 - Moderately valuable
 - Valuable
 - Very Valuable

Survey Questions

3. How important is it to you that UConn provide more support for each of the following:

	Not at all Important	Slightly Important	Moderately Important	Important	Very Important
Academic support programs (e.g., tutoring, writing skills)					
Academic advising					
Justice, diversity, equity, and inclusion programs and initiatives					
Climate change and sustainability programs and initiatives					
Neurodiverse learning programs and initiatives					
Mental health services					
Physical/medical health services					
Study abroad programs					
Disability support services and programs					
Research opportunities					
Other (please specify)					

Survey Questions

4. How would you recommend UConn prioritize the use of tuition and fees to support these services and programs? Please drag each item in the list up or down to rank with the top item (1) being the highest priority.

- Academic supports (e.g., tutoring, writing skills)
- Academic advising
- Justice, diversity, equity, and inclusion programs and initiatives
- Climate change and sustainability programs and initiatives
- Neurodiverse learning programs and initiatives
- Mental health services
- Physical/medical health services
- Study abroad programs
- Disability support services
- Research opportunities
- Other:

Survey Questions

5. How important is it to you that UConn provide more support for each of the following:

	Not at all Important	Slightly Important	Moderately Important	Important	Very Important
On-campus housing					
Off-campus housing					
Affiliation communities (e.g., cultural centers, living/learning)					
Student activities (e.g., clubs, events, entertainment)					
Opportunities to play sports					
Financial skills (e.g., budgeting, savings)					
Professional and job skills training					
Transportation services (e.g., shuttles, buses)					
Campus security					
IT and technology services					
Other (please specify)					

Survey Questions

6. How would you recommend UConn prioritize the use of tuition and fees to support these services and programs? Please drag each item in the list up or down to rank with the top item (1) being the highest priority.

- On-campus housing
- Off-campus housing
- Affiliation communities (e.g., cultural centers, living/learning)
- Student activities (e.g., clubs, events, entertainment)
- Opportunities to play sports
- Financial skills training (e.g., budgeting, savings)
- Professional and job skills training
- Transportation services (e.g., shuttles, buses)
- Campus security
- IT and technology services
- Other:

7. Should the university do brief surveys like this one again in the future?

- Yes
- No