


# UConn's Multiple Campuses

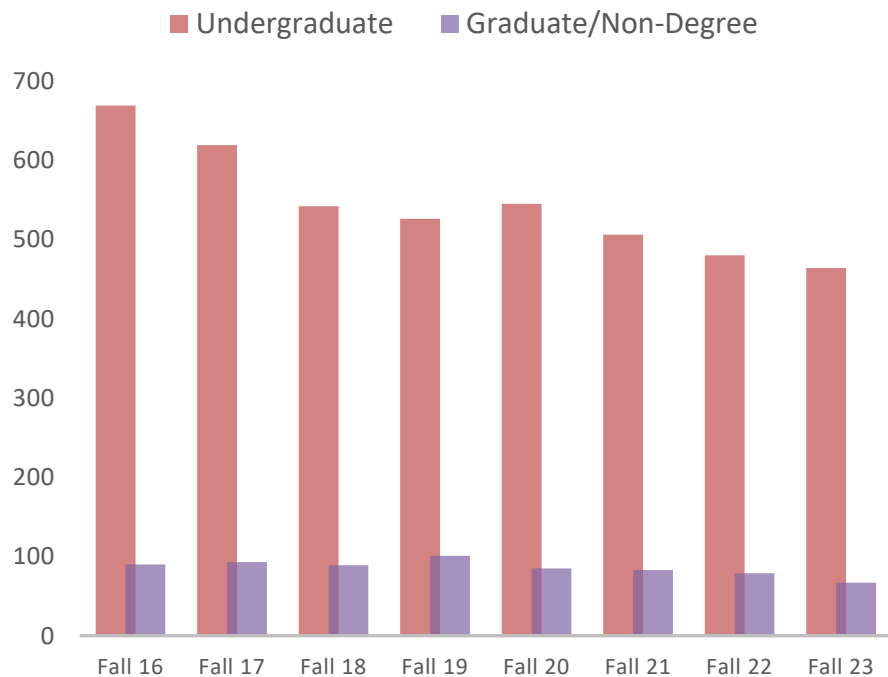
Avery Point  
Hartford  
Stamford  
Waterbury



STUDENTS FIRST, UCONN ALWAYS, HUSKIES FOREVER **UCONN**

# AVERY POINT

## Enrollment Trends



## Degree Programs

### Undergraduate 4-Year Degrees

English  
General Studies  
Marine Science  
Maritime Studies

### Graduate Programs

#### Degrees and Certificates Offered In

Engineering  
Nursing CEIN  
Oceanography  
Teacher Certification

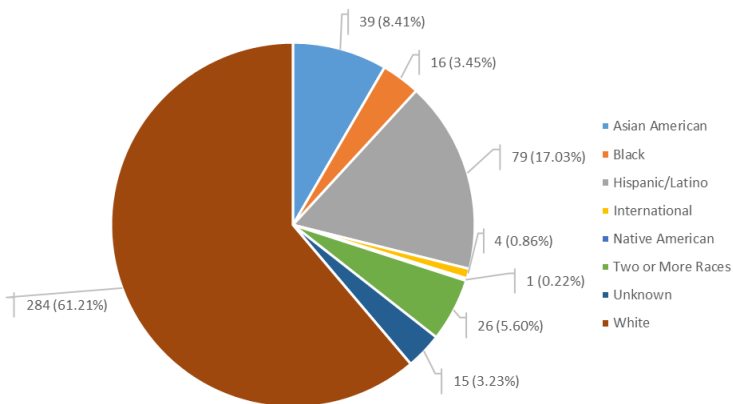
# AVERY POINT

## Fall 2023

First Generation Students: 43% (*University: 35%*)

Pell Eligible Students: 36% (*University: 29%*)

### Fall 2023 Undergraduate Students



### Student Success

#### Graduation Rates

	4 Year	6 Year
Fall 2016 entering class	45%	59%
Fall 2017 entering class	39%	57%
<i>University Average (Fall 2017)</i>	<i>65%</i>	<i>77%</i>

#### Retention Rates

	% Retained after 1 year
Fall 2021 Entry	79%
Fall 2022 Entry	80%
<i>University Average (Fall 2022)</i>	<i>88%</i>

# EVERY POINT

## Research Landscape

- Department of Marine Sciences
- Connecticut's National Estuarine Research Reserve (CT NERR)
- Connecticut's Initiative for Environmental Research of Offshore Wind (CIEROW)
- Connecticut Institute for Resilience and Climate Adaption (CIRCA)
- National Institute for Undersea Vehicle Technology (NIUVT)
- Mystic Aquarium Research Group

## Student Success

- [Avery Point Academic Center \(APAC\)](#) provides tutoring in nearly every subject area and mentoring for students looking for extra guidance and support.
- [FYE Program](#) supports student success, personal development, support transitioning to the university, and a leadership opportunity for upperclassman to become mentors and teach alongside an FYE instructor.

## Diversity, Equity, Inclusion & Justice (DEIJ)

- [Avery Point Diversity and Equity Committee \(AP DEI\)](#) is comprised of a dedicated group of faculty, staff, and students engaged in building a safe and inclusive campus community where everyone feels valued, supported, and empowered to succeed by promoting events and opportunities for all campus members.
- In partnership with CAPS, the campus will again host Upward Bound students during the summer and expand engagement through a new three-year ConnCap grant. Expanded STEM Program with NFA and NLHSMC

## Community Outreach & Engagement

The Alexey von Schlippe Gallery encourages originality and creativity among undergraduate and graduate students and artists. The Gallery will have hosted 9 exhibitions this academic year, with 58 artists presenting their work, including the fourth annual Open Air outdoor exhibition to celebrate the local community and environment throughout the summer.

Avery Point is partnering with the United States Coast Guard Academy on STEM programming. The goal of the initiative is to recruit, accept, retain and graduate women and underrepresented minorities from the USCGA applicant pool into the Coast Guard's engineering, science and cyber workforce.

New England Regional tuition has been expanded for all NE students who wish to attend Avery Point, providing access to a UConn education.

## Teaching Excellence

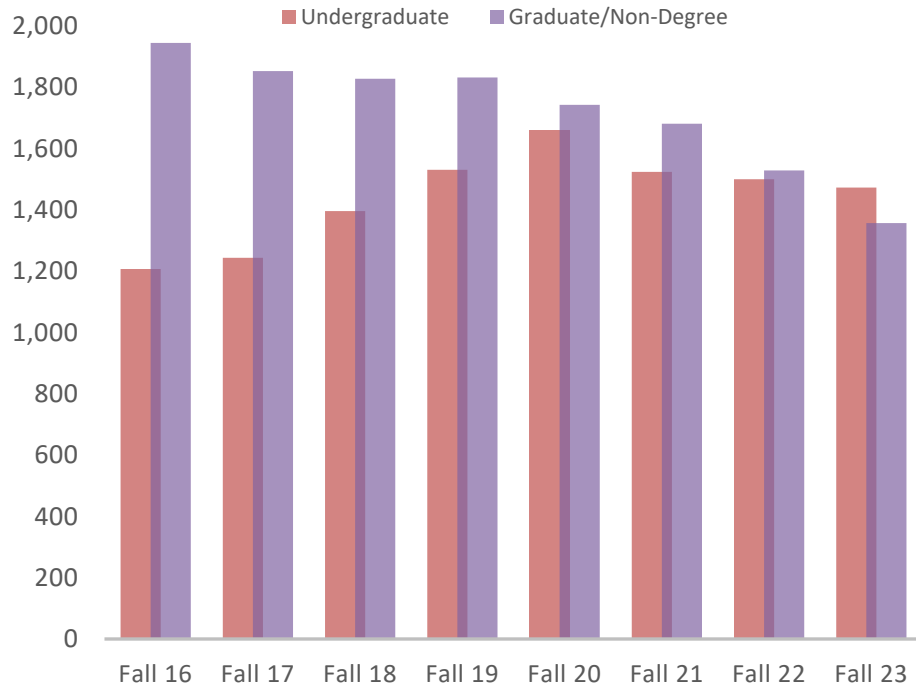
The Office of Academic Affairs, working with academic departments and the Center for Excellence in Teaching and Learning (CETL) provides faculty with opportunities for development and training.

The Campus Dean hosts meetings with faculty across disciplines that provide an opportunity for collegial feedback and to share strategies and solutions to teaching challenges.



# HARTFORD

## Enrollment Trends



## Degree Programs

### Undergraduate 4-Year Degrees

- Business Data Analytics
- English
- Fast Track in Public Policy
- General Studies
- HDFS
- Individualized Studies Program
- Marketing Management
- Psychological Sciences
- Social Work
- Urban and Community Studies

### Graduate Programs

#### Neag School of Education

- Connecticut Teacher Certification
- MA Curriculum and Instruction
- MA Educational Psychology

### School of Business

- MBA
- MS HRM
- MS BAPM
- MS Financial Risk Management

#### Certificates:

- Accounting Analytics
- Business Analytics
- Digital Marketing Strategy
- Accounting Fundamentals
- Health Care Analytics
- Health Care Finance and Insurance
- Human Resource Management
- Project Management
- Corporate and Regulatory Compliance
- Long-term Health Care Management

### School of Social Work

- MSW Program
- Advanced Standing Program
- PhD Program
- Urban Service Track

#### **CLAS**

- MPA
- MPP
- MA Survey Research

#### Certificates:

- Leadership & Public Mgmt
- Nonprofit Management
- Public Financial Management
- Survey Research
- Encore!Connecticut
- Continuing Education
- Non-Degree Program

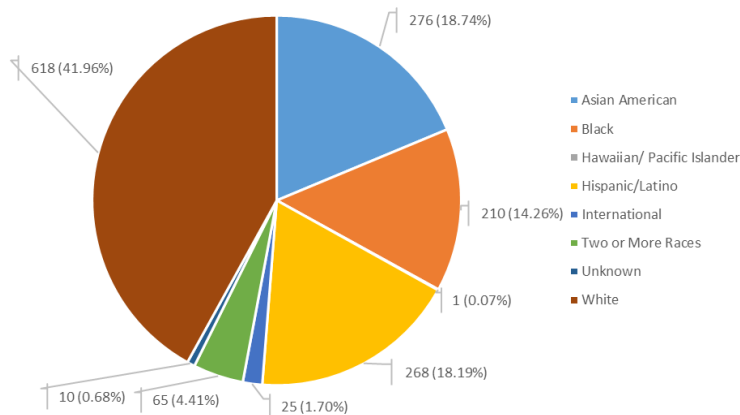
# HARTFORD

## Fall 2023

First Generation Students: 46% (*University: 35%*)

Pell Eligible Students: 43% (*University: 29%*)

### Fall 2023 Undergraduate Students



### Student Success

#### Graduation Rates

	4 Year	6 Year
Fall 2016 entering class	41%	62%
Fall 2017 entering class	44%	65%
<i>University Average (Fall 2017)</i>	<i>65%</i>	<i>77%</i>

#### Retention Rates

	% Retained after 1 year
Fall 2021 Entry	76%
Fall 2022 Entry	78%
<i>University Average (Fall 2022)</i>	<i>88%</i>

# HARTFORD

## Research Landscape

Research on Resilient Cities, Racism, and Equity (RRCRE)

- 2021-2023 grant applications total ~\$7.1m
- Awarded ~\$3.15m
- Future grant applications anticipated ~7m (to include NSF REU, NSF Racial Equity in STEM, NIJ)

Other Research Infrastructure

- School of Public Policy and Institute for Municipal and Regional Policy
- School of Social Work
- Rudd Center for Food Policy and Healthy
- Health Disparities Institute

## Community Outreach & Engagement

Development of UConn Interdisciplinary Community CoLab Center

An interdisciplinary space that brings together university students, faculty, and staff along with members of the greater Hartford community to identify, diagnose and find solutions to societal challenges. The center will serve as a catalyst for research and entrepreneurship for units across UConn including Health, Social Work, Law, Business, Extension, and other urban community and justice-oriented programs.

## Student Success

Transformation, Equity, Access & Sense of Belonging (TEAS)

- 1.9M 5-year federal AANAPISI grant
- AAPI identified students at UConn Hartford 17%
- Access to culturally relevant curriculum
- TEAS mentorship program
- Doubled capacity for mental health services
- Improve persistence, performance, and retention

## Teaching Excellence

Office of Academic Affairs:

Develops and maintains an environment that promotes excellence in teaching and learning

In collaboration with CETL:

- [Hartford Matters Teaching Mini Grant](#)
- [Community Collaborations Grant](#)

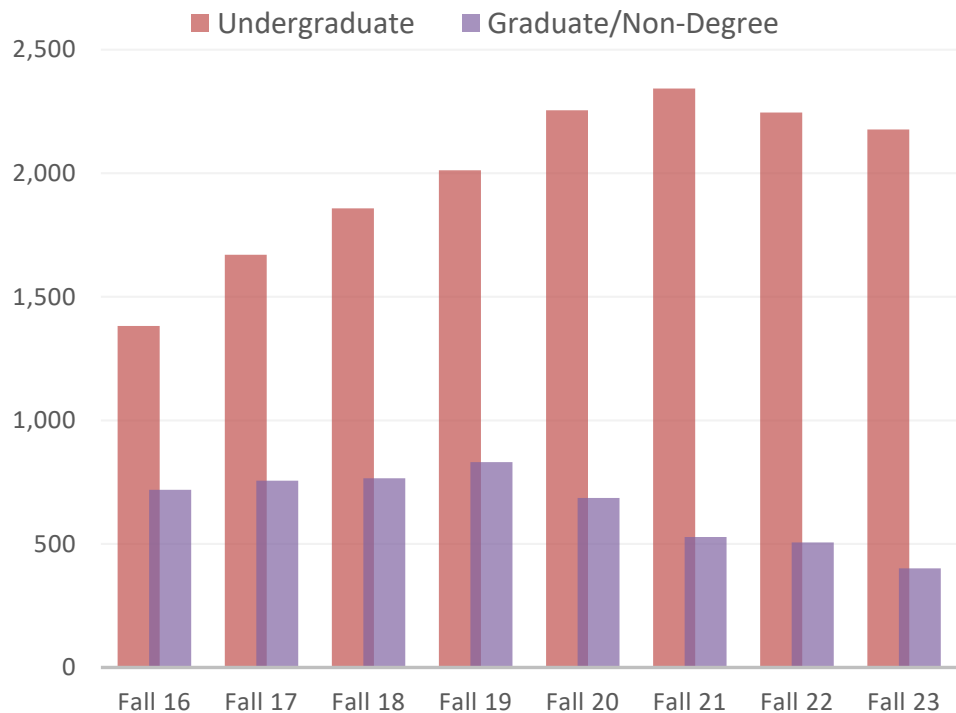
**Diversity, Equity,  
Inclusion & Justice  
(DEIJ)**

[Truth, Racial Healing, and  
Transformation \(TRHT\) Campus  
Innovation Hub](#)

**UConn**  
HARTFORD

# STAMFORD

## Enrollment Trends



## Degree Programs

### Undergraduate 4-Year Degrees

Business Data Analytics  
Communication  
Computer Science  
Digital Media Design  
Economics  
English  
Financial Technology  
Financial Management  
Marketing Management  
General Studies  
History  
HDFS  
Political Science  
Psychological Sciences  
Sociology

### Graduate Programs

#### School of Business

MBA  
MS BAPM  
MS Financial Risk Mgmt  
MS Financial Technology  
Certificate in Financial Technology  
CITI Professional Courses:  
Project Mgmt  
Informational Technology  
MS Office & Adobe

#### Neag School of Education

Connecticut Teacher Certification  
MA Curriculum and Instruction  
MA Educational Psychology

#### CLAS

MS MPA Executive Track  
MS MPP Fast Track  
MA Survey Research & Data Analytics  
MS of Quantitative Economics

#### School of Nursing

Certificate Entry into Nursing (CEIN)



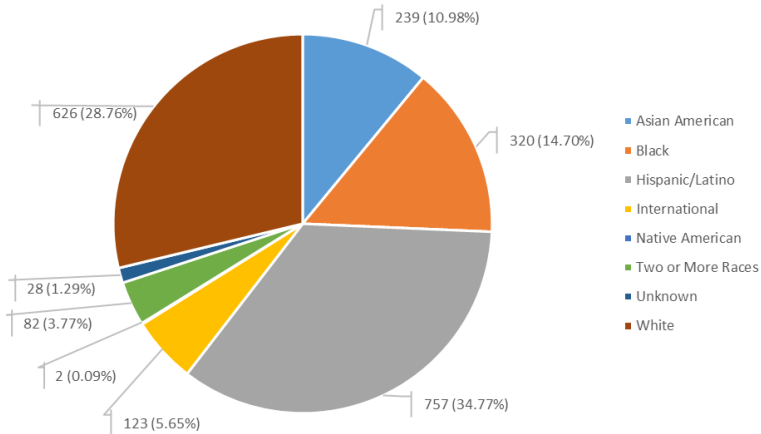
# STAMFORD

## Fall 2023

First Generation Students: 54% (*University: 35%*)

Pell Eligible Students: 48% (*University: 29%*)

### Fall 2023 Undergraduate Students



### Student Success


#### Graduation Rates

	4 Year	6 Year
Fall 2016 entering class	43%	64%
Fall 2017 entering class	33%	57%
<i>University Average (Fall 2017)</i>	<i>65%</i>	<i>77%</i>

#### Retention Rates

	% Retained after 1 year
Fall 2021 Entry	81%
Fall 2022 Entry	78%
<i>University Average (Fall 2022)</i>	<i>88%</i>

# STAMFORD



## Research Landscape

- Full-time faculty research in each unit
- Monthly Faculty Colloquia
- Research grants/Fellowships in HDFS and History
- [Family Resilience and Mindfulness Empowerment \(FRAME\) Lab](#)
- Faculty-Student research collaborations in areas of English, Economics, and Psychological Sciences
- Dr. Oscar Guerra awarded a UCHI fellowship and Dr. Philip Bradford received funding from the NEBHE and BHEF for a Technology Talent Accelerator Grant

## Community Outreach & Engagement

- 4,680 internship opportunities within 30-mile radius of Stamford
- Synchrony Digital Technology Center on campus
- Partnerships with Stop & Shop, CT Food Share and Filling in the Blanks for Husky Harvest
- Prof. Oscar Guerra working with students on a video project with Mayor's Office
- Prof. Kalinowski led community conversation on Black Women's Health
- Local Eateries meal plan
- Sliders Café—opened on campus March 2024

## Diversity, Equity, Inclusion & Justice (DEIJ)

- Active student organizations focused on diversity
- La Comunidad Intelectual
- Men of Color Experience Learning Community (MOCx)
- Stamford First-Gen Committee
- Funding for Student Orgs. for Affinity-Based programming
- Faculty-Student Pilot mentoring program targeting students on probation
- Persistence Taskforce with faculty and staff (students being added in F24) to focus on DEIJ issues

## Teaching Excellence

- Center for Excellence in Teaching and Learning
- Faculty Council
- Faculty mentor program (beginning Fall '23)
- Expanded New FT & PT faculty orientation
- CETL worked locally to offer Stamford specific pedagogy consultation and events
- Stamford Faculty hosted pedagogy workshops
- Experiential Learning activities in physics, political science, art, and psychological sciences

## Student Success:

- Academic Advising Center
- Tutoring Center with expanded subjects and workshops
- New Director of Student Success and team
- Center for Access and Post-Secondary Success
- Honor's Program
- Center for Career Development
- Center for Students with Disabilities
- SHaW-Mental Health
- Leadership Certificate
- Husky Harvest
- Work + Worker Learner Student Employment Program. Fall '24-Spring to Storrs success series
- Expansion of First Year Experience enrollment and activities on Stamford
- F24 Piloting First Year Experience Student Mentor program

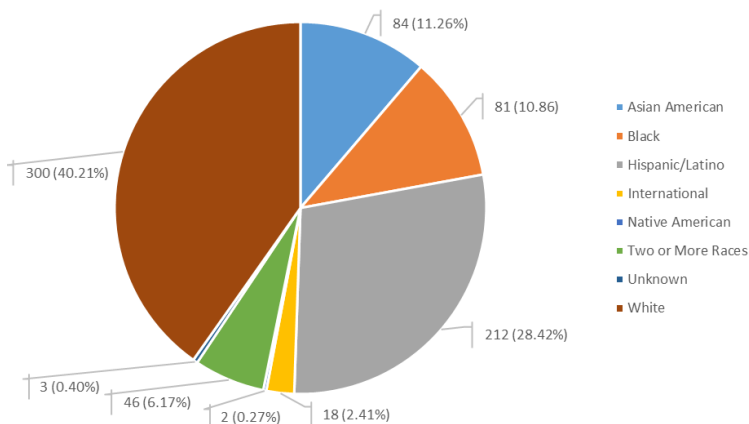
# WATERBURY

## Fall 2023

First Generation Students: 60% (*University: 35%*)

Pell Eligible Students: 50% (*University: 29%*)

### Fall 2023 Undergraduate Students



### Student Success

#### Graduation Rates

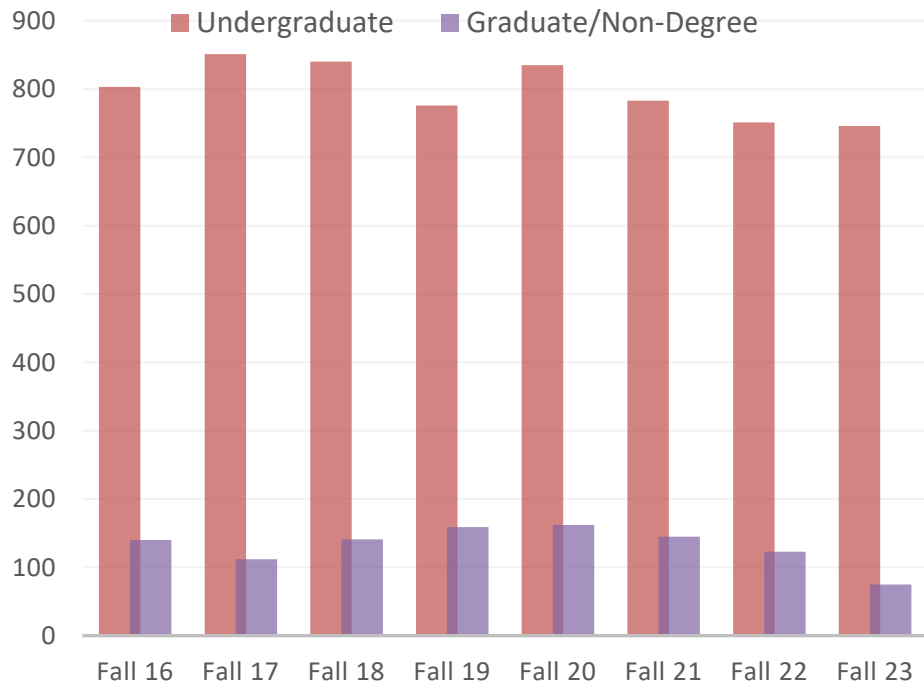
	4 Year	6 Year
Fall 2016 entering class	39%	60%
Fall 2017 entering class	41%	59%
<i>University Average (Fall 2017)</i>	<i>65%</i>	<i>77%</i>

#### Retention Rates

	% Retained after 1 year
Fall 2021 Entry	76%
Fall 2022 Entry	79%
<i>University Average (Fall 2022)</i>	<i>88%</i>

# WATERBURY

## Enrollment Trends



## Degree Programs

### Undergraduate 4-Year Degrees

- Allied Health Science
- American Studies
- Business Administration
- Business Data Analytics
- English
- General Studies
- Human Development and Family Sciences
- Psychological Sciences
- Urban and Community Studies

### Graduate Programs

- School of Nursing**
  - Certificate Entry into Nursing (CEIN)
- Neag School of Education**
  - Connecticut Teacher Certification
  - MA Curriculum and Instruction
  - MA Educational Psychology
- School of Business**
  - MBA

# WATERBURY

## STUDENT SUCCESS PROGRAMS

- **AAC** (Fall '23) *Funded by Campus*
- **"R.I.S.E."** **Camina Conmigo** (Walk With Me) (Spring '24) *Synchrony/DHSI*
- **2 Learning Communities** (1. RISE & 2. Ideas + Impact) (Fall '24) *Synchrony/DHSI/Donor*
- **"One stop shop"** where core services moved in/near the Student Services Suite (Fall '23): CCD & FAO (expanded), Advising (reorg), ISS; & Tutoring / Writing Centers in Library (Fall '23)
- **FYP/FYE**: Revamped to add focal topics, e.g., entrepreneurship, STEM (Fall '23)
- **Financial Literacy** (Fall '24) *Synchrony/DHSI/Webster*

## PARTNERSHIPS & COMMUNITY

- **2<sup>nd</sup> WISHfest** w City, K12 WPS, NRWIB & 1,000 attendees *Donor/NSF*
- **WAMS DEI "mobile mural"** w UCW DEIJ committee (Spring '24). Future plans for more collab in art, design & STEM (e.g., staging) *Donor*
- **"Hands-on-Health" Fieldtrips** for K12 by Allied Health (Fall '24) *CCF/CAHNR*
- **Yale SoM CSC & UConn Global Yale** Haskins Global Literacy Hub (Fall '24)
- **Walkbury** w Chambers & Main St Wtby where UCW students & staff can explore downtown & get discounts from ~20 stores, e.g., cafes, restaurants, clothing, barbers/hair/nail salons (Fall '24) *Donor*



## ACADEMIC & OTHER PROGRAMS

- **2 Early Childhood Specializations** in HDF5 (Fall '24) *Campus*
- **AHS (3.5yr) + CEIN (1yr) Pathway Program** pilot admissions (Fall '24)
- **Ideas + Impact** team-based entrepreneurship program (Fall '24) *Donor*
- **Dean's Advisory Council** (Spring '24)



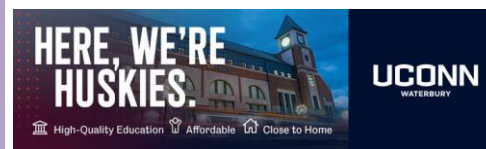
## GRANTS & PHILANTHROPY

- **~\$19M in grants funded**, some w other campuses, e.g., USDA, NIH R01s in '22-'24
- **~\$20M in NIH and NSF grants pending** for scholarships, stipends, programs & research.
- **Fund-raised ~\$825k** in FY24 e.g., Mayor O'Leary (\$500k), Alum (\$25k x5yr), Anonymous (200k)
- **Donor recognition** planned @ WISHfest



## INFRASTRUCTURE

- **36 N Main St** (25k SF renovation to be completed Fall '24) *Univ/State*
- **2-3 NIH/NSF instrumentation grants** planned over the next 2 years (for research & education)
- **Renovation** of the 2 largest meeting rooms on main campus bldg. (Spring & Summer '24) *Donor*



"Brass City, Golden Opportunities"

**THANK YOU**

**UConn**